




# Fortune Teller

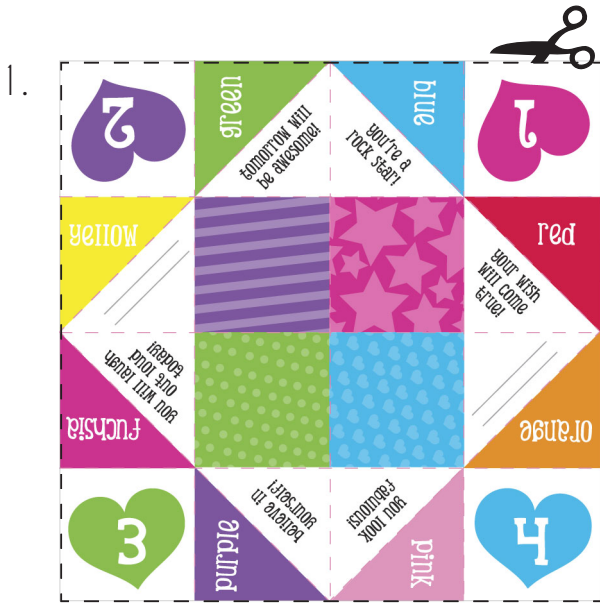
Print on white paper for best results.

[www.shopcharm-it.com](http://www.shopcharm-it.com)

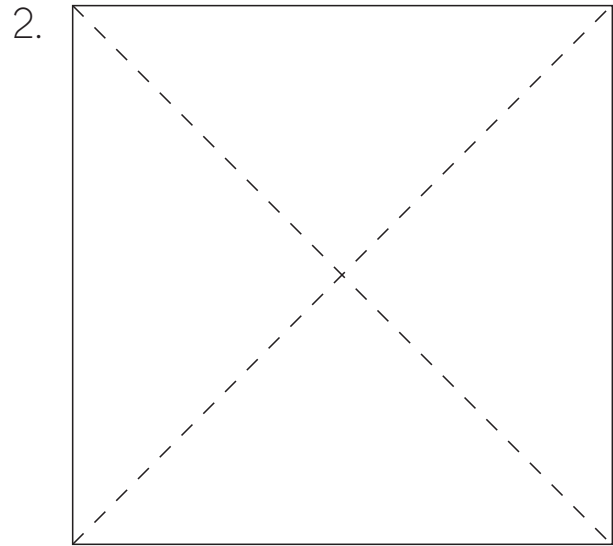




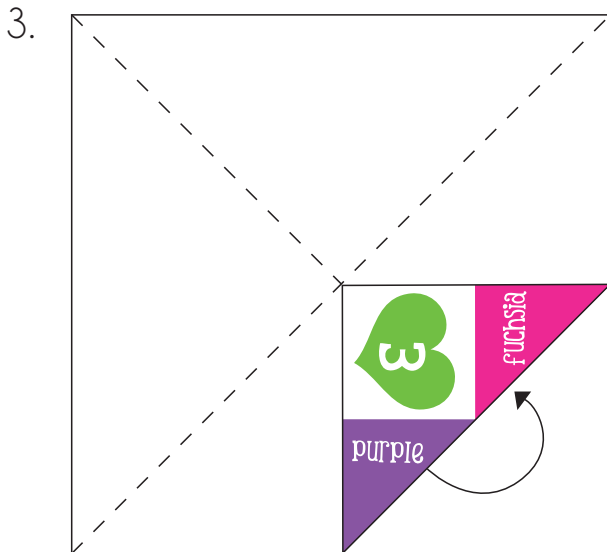
# Fortune Teller Instructions



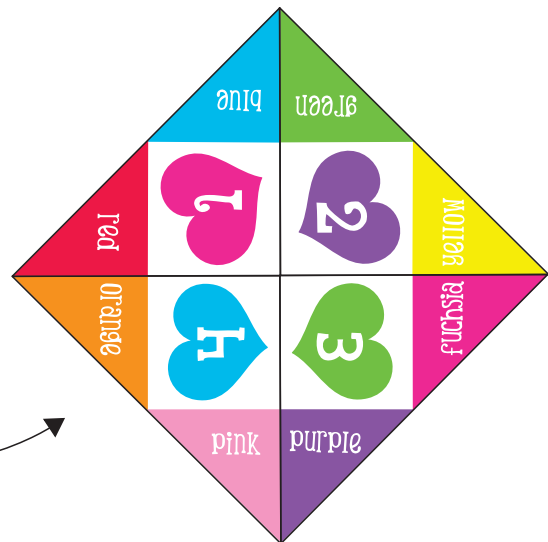
Print and cut out the square. (Don't forget to fill out your two personal fortunes!)



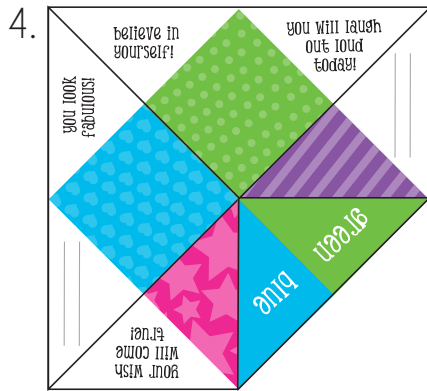
Flip over the square so the design is on the back. Fold the paper in half twice from corner to corner. Unfold so that your creases created an X.



Fold each corner in so that they all meet in the middle.




Your fortune teller should look like this.



Flip the fortune teller over.  
Fold each corner in again so that they all meet in the middle.

5.



Flip the fortune teller over again and fold it in half. Tuck your thumbs and index fingers under the number flaps. Push up so all four corners meet in the center at a point. Start playing!

## How to Play:

1. Find a friend or family member and ask them to choose a number.
2. Once they pick a number, open and close the game alternating in and out as many times as the number the player chose.
3. Next, have them pick a color from the four that you opened up to. With the same motion from step 2, spell out the color.
4. Last step, have them choose another color and open that flap to uncover their fortune!